



District Report Card: 2017


State: Haryana	District: Panipat
Class: 8	Subject: Language
Schools: 51	Students: 1190


Participation/Coverage


Students

<div>GENDER</div> <div></div>	Boys		Girls	
	Number	%	Number	%
	554	46.55	636	53.45

<div>AREA</div> <div></div>	Rural		Urban	
	Number	%	Number	%
	976	82.02	214	17.98

<div>CATEGORY</div> <div></div>	SC		ST		OBC		GEN	
	Number	%	Number	%	Number	%	Number	%
	442	37.14	2	0.17	552	46.39	194	16.30

<div>CWSN</div> <div></div>	LD	VI	HI	S&LD	ID	Oth
	4	0	2	1	0	1

<div>Management</div> <div></div>	Government		Government-aided	
	Number	%	Number	%
	1125	94.54	65	5.46

Average Performance of Students in Language (%)

Overall	Gender		Area		Management		Social Group			
	Male	Female	Rural	Urban	Govt.	Aided	SC	ST	OBC	GEN
59.65	58.63	60.53	59.12	62.06	59.78	57.33	56.52	50.00	59.58	67.08

Performance on Learning Outcomes (LOs)

Learning Outcomes	Description	Average Performance(%)
L813	Read textual/non-textual materials with comprehension and identifies the details, characters, main idea and sequence of ideas and events while reading	59.65

Range of Performance of Students who Answered Correctly							
Below 30%		30% - 50%		50% - 75%		Above 75%	
Number	%	Number	%	Number	%	Number	%
112	9.41	237	19.92	561	47.14	280	23.53

Lowest Performing Learning Outcomes (LOs)

1 - Read textual/non-textual materials with comprehension and identifies the details, characters, main idea and sequence of ideas and events while reading (59.65)